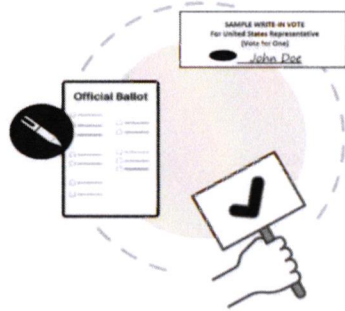
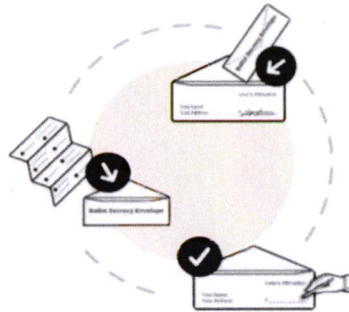


VOTE YOUR BALLOT



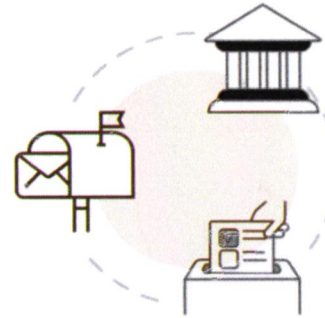
- **Choose only one party's ballot to vote!**
- With a blue or black ink pen, fill in the oval for each race.
 - Skipping a race will not invalidate your ballot
- To write in a candidate's name, completely fill in the oval next to the line and print the name in the blank space. (Note: only the names of candidates who have filed to be write-in candidates will be counted.)
- The following are not allowed:
 - An **X**, **v**, or another mark.
 - Crossing out, erasing, or using correction fluid.
 - Any identifying marks on your ballot.
 - Marking more choices than allowed for each race.
- If you make a mistake, request a replacement ballot from your county election office.

PREPARE YOUR BALLOT FOR RETURN



- Place and seal the voted ballot in the secrecy envelope.
- Place and seal the secrecy envelope into the return signature envelope.
- **Sign your name on the voter affirmation line and write your birth year on the return signature envelope. (Do not sign for another person.)**

RETURN YOUR BALLOT



- Mail your ballot. The Postal Service recommends you mail your ballot at least one week before the election. (Note: 18 cents postage required)
- OR
- Drop off your ballot at your polling place or county election office:

COUNTY ELECTION OFFICE
Mineral County Elections Office

ADDRESS
300 River Street

CITY/ZIP
Superior, Montana 59872



ELECTION VOTING INSTRUCTIONS

VOTED BALLOT MUST BE
RECEIVED (A POSTMARK IS
NOT ACCEPTED) BY
8 P.M. ON ELECTION DAY

OTHER INFORMATION:

- Contact your County Elections Office for questions, including assistance for voters with disabilities and information for military voters.

PHONE NUMBER

406-822-3523

EMAIL ADDRESS

elections@mineralcountymt.gov

Failure to follow these instructions may invalidate part or all of your ballot.